

How to pay for and extend your car parking stay with the MiPermit App



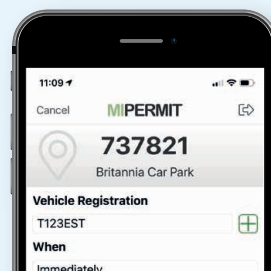
1. Download

Search your app store for 'MiPermit Ltd'.*
If you have the app already simply login.



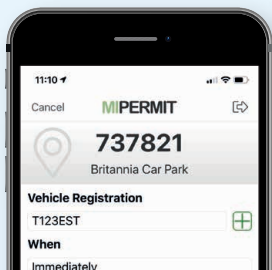
2. Search

Search for your location using the map or the other search options



3. Enter

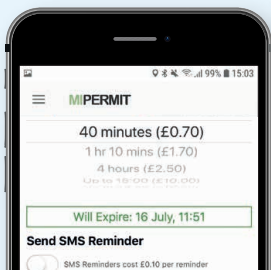
Enter or select your full vehicle registration number.



4. Select

Select the Pay to Park option and then the day and how long you would like to park for.

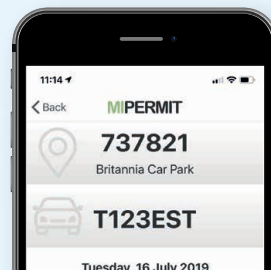
Top Tip: You can buy a stay for a future date or before you leave home if you wish to do so. This may help you save time when you arrive.



5. Choose

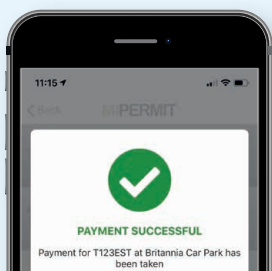
Once you've selected your stay and tariff, choose whether you would like a reminder 20 minutes before your stay expires*

*reminders cost 10 pence in car parks we manage



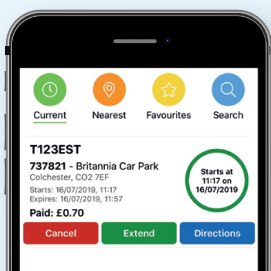
6. Pay

The first time you use the app you will be asked to enter your card details for payment. Once you've done this once you simply select 'confirm'.



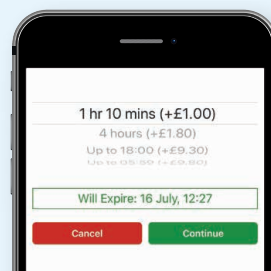
7. Confirmation

Once payment is successful your stay is confirmed. Press 'Done' to exit screen.



8. Extend

To extend your stay, locate your current stay in the app and press 'Extend'.



9. Select Extension

Select how long you would like to extend your parking stay for and then press 'Continue'. You will then need to repeat steps 6 and 7 to confirm and pay for your extended stay.